

Drive RV Antenna

SKU: 311230

MSRP: \$109.99

FEATURES

- Covers 700, 800, 1700, 1900, 2200 MHz cellular
- All modes, voice and data
- High gain signal output
- Antenna can be configured into multiple lengths from 7.5 - 20.5 in.
- Ruggedized for heavy-duty applications
- Works with standard CB antenna mounts, included pole/ladder mount
- Connects to mobile cellular boosters
- IP65 rated for outdoor use
- Assembled in USA
- 2 year warranty

† **WARNING:** This product can expose you to chemicals including Nickel, which is known to the State of California to cause cancer, and Bisphenol A, which is known to the State of California to cause birth defects or other reproductive harm. For more information go to www.P65Warnings.ca.gov

Specifications

ELECTRICAL

Frequency Band (MHz)	698-806	806-960	1710-1880	1850-1990	1910-2170	2300-2700
Peak Gain (dBi)	2.4	2.6	3.8	3.8	3.7	4.3
Gain (dBi), typical @ 2° Elevation	1.4	2.4	3.1	2.7	2.4	2.6
Cable loss LMR-195 30 in.	0.3	0.3	0.5	0.5	0.5	0.6
Efficiency (%)	>70%		>65%			
VSWR	<2:1			<2:1		
Polarization	Vertical					
Half-Power Azimuth Beamwidth (°)	360	360	360	360	360	360
Half-Power Elevation Beamwidth (°)	70	78	60	70	80	33
Impedance (Ω)	50					
Max Power (W)	10					



Kit Includes

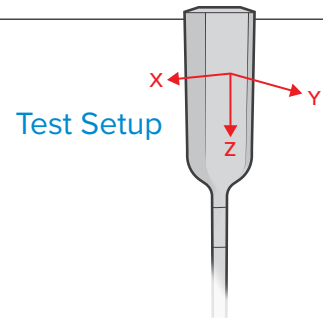


MECHANICAL

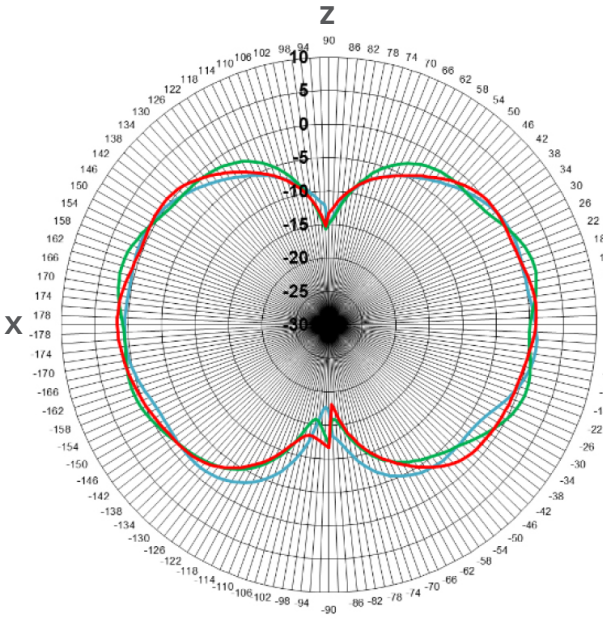
Model	311230
Connector	SMA(F)
Feed Cable Length (in / mm)	30 / 762
Dimensions (in / mm)	7.422x2.688 / 188x68
Packaged Dimensions (in / mm)	8.14 x15.97x3.66 / 206x406x93
Packaged Weight (lb / kg)	3.64 / 1.65
Wind Loading Area (ft ² /m ²)	.246 ft ² / .0229m ²
Rated Wind Velocity (mph/kph)	311 / 500k
Radiator Material	Aluminum
Radome Material	Alumin Plastic Type: ASA (Acrylonitrile Styrene Acrylate)

Radiation Patterns, 700-900 MHz

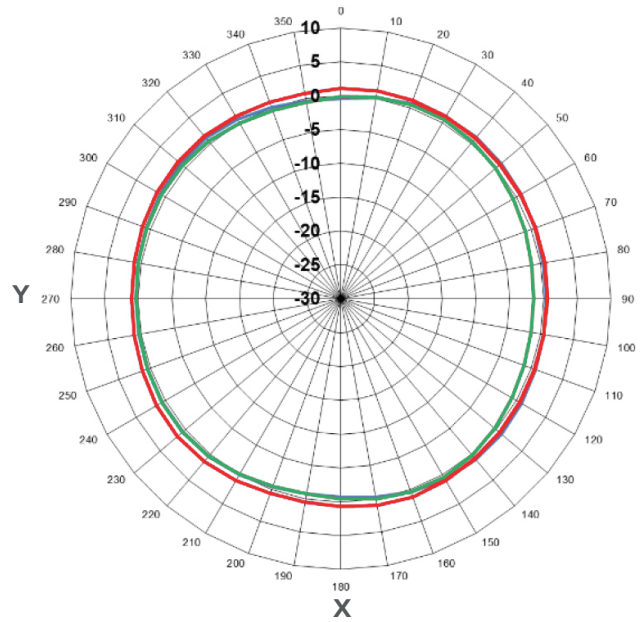
700 MHz 800 MHz 900 MHz



E Plane



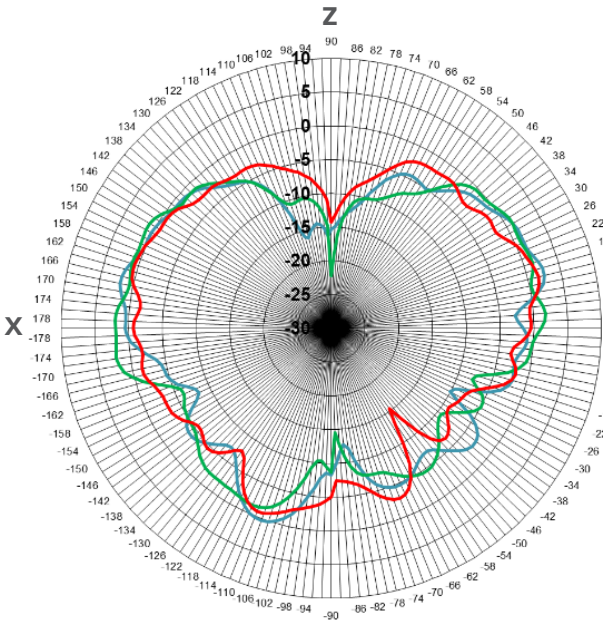
H Plane



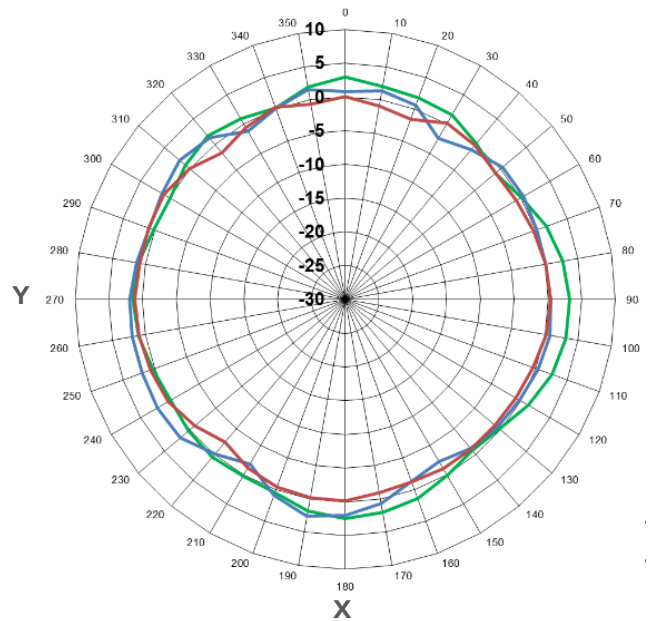
Radiation Patterns, 1700-2100 MHz

1700 MHz 1900 MHz 2100 MHz

E Plane



H Plane

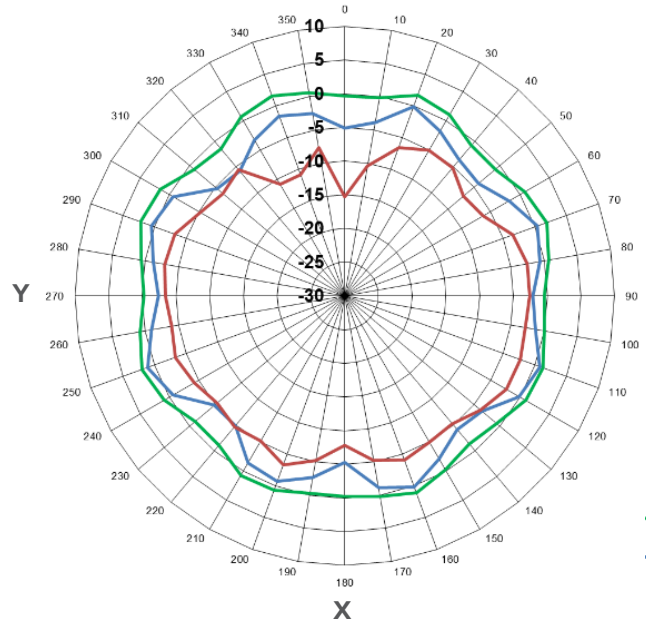
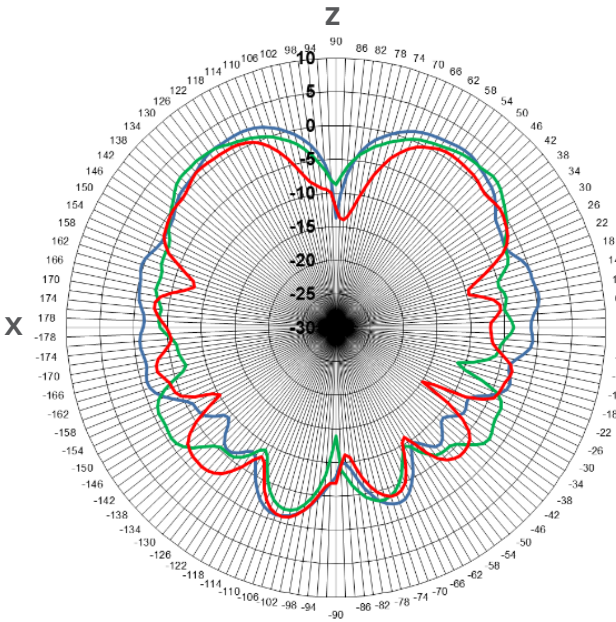


Radiation Patterns, 2300-2700 MHz

■ 2300 MHz ■ 2500 MHz ■ 2700 MHz

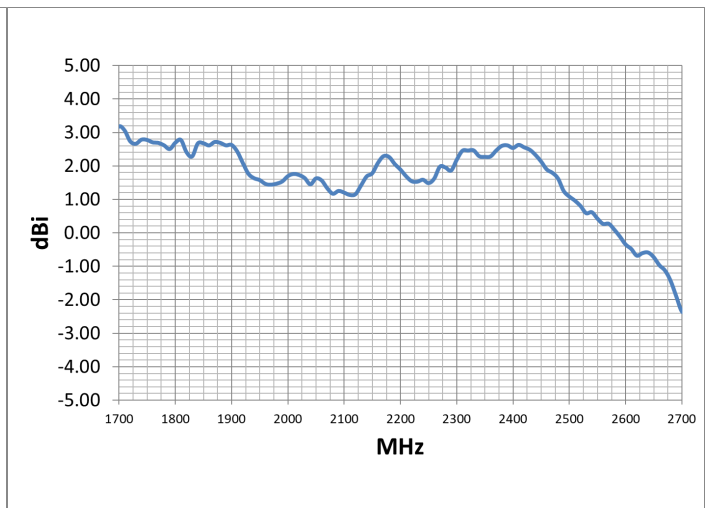
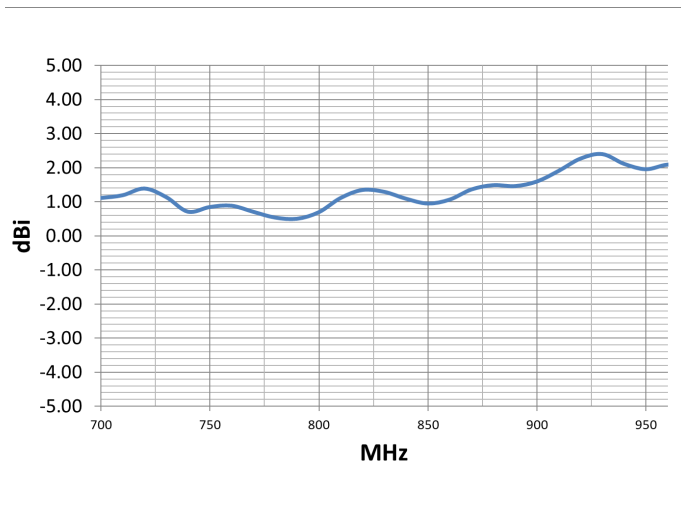
E Plane

H Plane

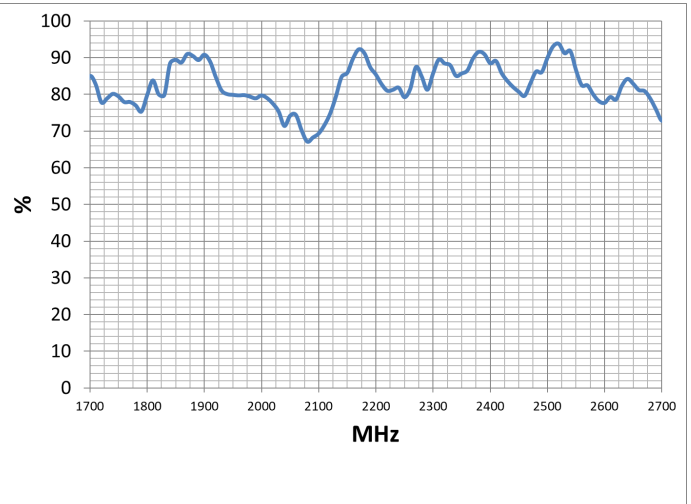
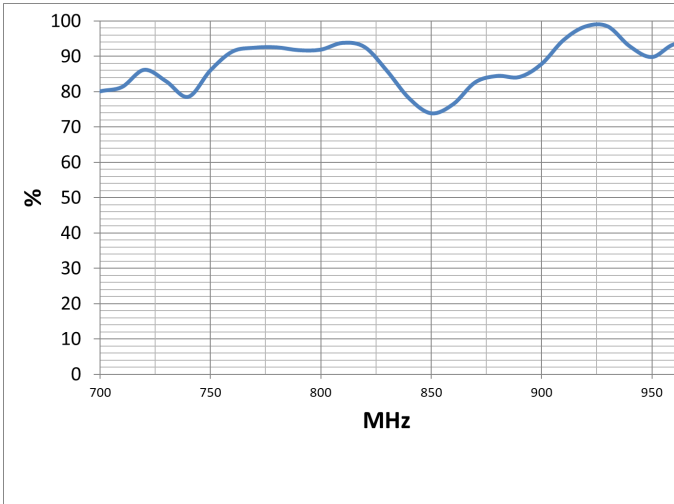


Note: Gain values at 2° elevation indicated are without cable loss. Please refer to the electrical specs chart to include cable losses.

Peak Gain (@ 2° Elevation)



Efficiency (%)



Note: Gain values at 2° elevation indicated are without cable loss. Please refer to the electrical specs chart to include cable losses.

Support

2 Year Warranty

* **WARNING:** Cancer and Reproductive Harm - www.P65Warnings.ca.gov.

ASSEMBLED IN THE USA



UPC

