



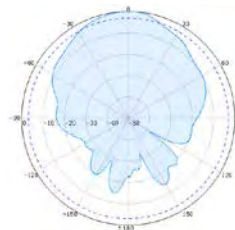


## EDGE Flex-Mount Indoor Panel Antenna

600–4000 MHz N-Female

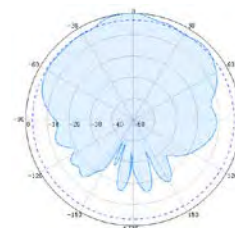
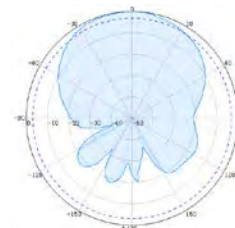
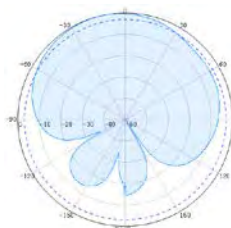
Model: TS260820

Electrical Specifications			
Frequency Range, MHz	600–960	1425–2700	3300–4000
Peak Gain, dBi	6.4	8.3	5.5
VSWR	≤2.0	≤1.8	≤2.0
Polarization	Vertical		
Front to Back Ratio, dB	≥9	≥15	≥11
Horizontal Beam width	85°	65°	50°
Vertical Beam width	74°	60°	45°
Input Impedance	50 Ω		
Max. Input Power	50 W		
Lightning Protection	DC Ground		
Mechanical Specifications			
Connector	N Female		
Dimensions	173×173×70 mm		
Weight	0.5 kg		
Reflector Material	Aluminum		
Radome Material	ABS (UV Stabilized)		
Operating Temperature	-40 °C to +65 °C		

Horizontal



Vertical



700–960 MHz

1710–2690 MHz

3300–3950 MHz

### Peak gain (from most efficient direction)

